

# Student's Worksheet 1

## Bunny's story




**TASK 1. Put the words into the correct categories. Which word is left?**

bunny egg bouquet tulip chick colour daffodil chocolate find  
 lamb tree carrot hide

Animals	Food	Nature	Actions
bunny			

**TASK 2. Look at the words in Task 1 and answer the questions.**

- What can you make if you have a lot of flowers? a bouquet
- Which flower is yellow (or white)? a.....
- What do you do with eggs at Easter? ..... them
- What's a baby chicken called? a .....
- What's a baby sheep called? a .....
- What do bunnies eat? .....s



# Student's Worksheet 2

## Bunny's story



**TASK 3.** Look at the pictures and complete the story.



The Easter ..... was bored, so he decided to visit



his friends – the ..... and the .....



They went for a walk. They made a .....



with .....s and .....s . The bunny had



some .....s with him, so they sat under



a ..... and .....ed them.



When the Easter eggs were ready, the ..... said:

'Let's play a game! Close your eyes! I will hide




the .....s and you will find them!'

# Student's Worksheet 3


## Bunny's story





TASK 4. Look at the pictures and tell the story.


The Easter  was bored, so he decided to visit

his friends – the  and the .


They went for a walk. They made a  with  s

and  s. The bunny had some  s with him,

so they sat under a  and  ed them.

When the Easter eggs were ready, the  said:

'Let's play a game! Close your eyes! I will hide

the  s and you will find them!'